



Fantastic Phonics

Book 36 – A Piglet in my Pocket

- Focus on words with common endings. Help your child to find the ‘break point’ between syllables

TWO SYLLABLE WITH DOUBLE CONSONANT ENDING IN “KET”	
<p>PACKET</p> <ul style="list-style-type: none"> • Syllables PAC-KET <p>1st syllable is SHORT – ends with consonant</p>	<p>POCKET</p> <ul style="list-style-type: none"> • Syllables POC-KET <p>1st syllable is SHORT – ends with consonant</p>
<p>JACKET</p> <ul style="list-style-type: none"> • Syllables JAC-KET <p>1st syllable is SHORT – ends with consonant</p>	<p>ROCKET</p> <ul style="list-style-type: none"> • Syllables ROC-KET <p>1st syllable is SHORT – ends with consonant</p>
<p>BRACKET</p> <ul style="list-style-type: none"> • Syllables BRAC-KET <p>1st syllable is SHORT – ends with consonant</p>	<p>LOCKET</p> <ul style="list-style-type: none"> • Syllables LOC-KET <p>1st syllable is SHORT – ends with consonant</p>
<p>TICKET</p> <ul style="list-style-type: none"> • Syllables TIC-KET <p>1st syllable is SHORT – ends with consonant</p>	<p>CRICKET</p> <ul style="list-style-type: none"> • Syllables CRIC-KET <p>1st syllable is SHORT – ends with consonant</p>
<p>WICKET</p> <ul style="list-style-type: none"> • Syllables WIC-KET <p>1st syllable is SHORT – ends with consonant</p>	<p>THICKET</p> <ul style="list-style-type: none"> • Syllables THIC-KET <p>1st syllable is SHORT – ends with consonant</p>
<p>MARKET</p> <ul style="list-style-type: none"> • Syllables MAR-KET <p>1st syllable is SHORT – ends with consonant</p>	<p>BUCKET</p> <ul style="list-style-type: none"> • Syllables BUC-KET <p>1st syllable is SHORT – ends with consonant</p>
<p>BASKET</p> <ul style="list-style-type: none"> • Syllables BAS-KET <p>1st syllable is SHORT – ends with consonant</p>	<p>BLANKET</p> <ul style="list-style-type: none"> • Syllables BLAN-KET <p>1st syllable is SHORT – ends with consonant</p>

TWO SYLLABLE WITH DOUBLE CONSONANT ENDING IN "LET"	
PIGLET <ul style="list-style-type: none"> Syllables PIG-LET 1 st syllable is SHORT – ends with consonant	ARMLET <ul style="list-style-type: none"> Syllables ARM-LET 1 st syllable is SHORT – ends with consonant
GOBLET <ul style="list-style-type: none"> Syllables GOB-LET 1 st syllable is SHORT – ends with consonant	PELLET <ul style="list-style-type: none"> Syllables PEL-LET 1 st syllable is SHORT – ends with consonant
PELLET <ul style="list-style-type: none"> Syllables PEL-LET 1 st syllable is SHORT – ends with consonant	BULLET <ul style="list-style-type: none"> Syllables BUL-LET 1 st syllable is SHORT – ends with consonant
WALLET <ul style="list-style-type: none"> Syllables WAL-LET 1 st syllable is SHORT – ends with consonant	CUTLET <ul style="list-style-type: none"> Syllables CUT-LET 1 st syllable is SHORT – ends with consonant

TWO SYLLABLE WITH DOUBLE CONSONANT ENDING IN "SON"	
PERSON <ul style="list-style-type: none"> Syllables PER-SON 1 st syllable is SHORT – ends with consonant	REASON <ul style="list-style-type: none"> Syllables REA-SON 1 st syllable is LONG – ends with VOWEL
STEPSON <ul style="list-style-type: none"> Syllables STEP-SON 1 st syllable is SHORT – ends with consonant	SEASON <ul style="list-style-type: none"> Syllables SEA-SON 1 st syllable is LONG – ends with VOWEL
GODSON <ul style="list-style-type: none"> Syllables GOD-SON 1 st syllable is SHORT – ends with consonant	TREASON <ul style="list-style-type: none"> Syllables TREA-SON 1 st syllable is LONG – ends with VOWEL

"EASE" ending	
CEASE ("to stop something") FIRST sound in CEASE is / s / "ss" (soft c) sound SECOND sound is /ee/ LONG vowel THIRD sound is / s /	TEASE ("to annoy someone") FIRST sound in MISTER is / t / "tuh" sound SECOND sound is /ee/ LONG vowel THIRD sound is / s /
PLEASE ("a request for assistance") FIRST sound in PLEASE is / pl / "pluh" sound SECOND sound is /ee/ LONG vowel THIRD sound is / s /	GREASE ("solid oil to lubricate") FIRST sound in GREASE is / gr / "gruh" sound SECOND sound is /ee/ LONG vowel THIRD sound is / s /

RELEASE (“let go of something”) <ul style="list-style-type: none"> • RE-LEASE • Same sounds as ‘please’ 	DISEASE (“an illness”) <ul style="list-style-type: none"> • DIS-EASE • Same ‘ease’ sounds
INCREASE (“to add to something”) <ul style="list-style-type: none"> • IN-CREASE 	DECREASE (“to remove from something”) <ul style="list-style-type: none"> • DE-CREASE

PUNCTUATION
<p>Speech marks</p> <ul style="list-style-type: none"> • "Ticket, please", said the man. • The ticket man said, "Oh, not a piglet, I need your ticket". <p>Speech marks indicate that the people are talking</p> <p>Comma</p> <p>The ticket man said, "Oh, not a piglet, I need your ticket".</p> <p>Indicates a slight pause in the reading</p>

THERE, THEIR, THEY'RE - HOMOPHONE		
Most misspelt words in English		
THERE <ul style="list-style-type: none"> • Indicates a position NOT where you are (ie, ‘not here’) • /th/ai/r/ • “Their food is over there’ 	THEIR <ul style="list-style-type: none"> • Belonging to people previously identified. • /th/ai/r/ • “Their food is over there’ 	THEY'RE <ul style="list-style-type: none"> • Reduction of “they are” • /th/ai/r/ • ‘They’re the people who ate their food over there’

HOMOPHONES	
One syllable homophones	
THROUGH <ul style="list-style-type: none"> • /thr/ew/ • THROUGH Going into and then outside of something	THREW <ul style="list-style-type: none"> • /thr/ew/ • THREW Past tense of “throw”
THRONE <ul style="list-style-type: none"> • /thr/o_e/n • THRONE The seat of the King	THROWN <ul style="list-style-type: none"> • /thr/ow/n/ • FA-THER Past tense of “throw” (past participle)
WAIST <ul style="list-style-type: none"> • /w/ai/st/ • FA-THER Body area between hips and ribs	WASTE <ul style="list-style-type: none"> • /w/ai/st/ • WASTE Rubbish; or unusable by-product
WAY <ul style="list-style-type: none"> • /w/ai/ • WAY a) A style of doing something b) a travel route	WEIGH <ul style="list-style-type: none"> • /w/ai/ • WEIGH Determine what weight something has
WAIT <ul style="list-style-type: none"> • /w/ai/t/ • WAIT Stay where you are, or delay action	WEIGHT <ul style="list-style-type: none"> • /w/ai/t/ • WEIGHT The relative mass in pounds/kilograms
Two syllable homophones	
FATHER <ul style="list-style-type: none"> • /f/ah/th/er/ • FA-THER Male person with a child	FARTHER <ul style="list-style-type: none"> • /f/ah/th/er/ • FAR-THER Distance – further to go
ALLOWED <ul style="list-style-type: none"> • /a/l/ow/d/ • AL-LOWED Able to do something	ALLOUD <ul style="list-style-type: none"> • /a/l/ow/d / • A-LOUD Make a noise
BRIDAL <ul style="list-style-type: none"> • /br/i/d/al/ • BRI-DAL In connection with the bride	BRIDLE <ul style="list-style-type: none"> • /br/i/d/al/ • BRI-DLE The reins of a horse
FLOUR <ul style="list-style-type: none"> • /f/l/ou/r • FLOUR Food made from wheat	FLOWER <ul style="list-style-type: none"> • /fl/ou/r/ • FLOW-ER Seed-bearing part of plant

Future, Present and Past Tense	
<p>There, Their and They're are among the most difficult words to use properly – based on the mis-use of the words in everyday text.</p> <p>Help your child to FULLY understand how to use each word correctly</p>	<p>There, Their and They're</p> <ul style="list-style-type: none"> • They will have their lunch on the table over there. They'll have their lunch on the table over there. • They are having their lunch on the table over there. They're having their lunch on the table over there. • They have had their lunch on the table over there. They've had their lunch on the table over there.

FOUR Syllable Words that end in "AL"

Help your child recognise the syllables – a vowel can be just ONE letter

EMOTIONAL; <ul style="list-style-type: none"> E-MOT-ION-AL 	SPIRITUAL <ul style="list-style-type: none"> SPIR-IT-U-AL
UNIVERSAL <ul style="list-style-type: none"> U-NI-VERS-SAL 	ANTIVIRAL <ul style="list-style-type: none"> AN-TI-VI-RAL
IDENTICAL <ul style="list-style-type: none"> I-DEN-TIC-AL 	BACTERIAL <ul style="list-style-type: none"> BAC-TER-I-AL
CONTINUAL <ul style="list-style-type: none"> CON-TIN-U-AL 	ENVIRONMENTAL <ul style="list-style-type: none"> EN-VIR-ON-MENT-AL (5 SYLLABLES)

Adding "ABLE" TO A WORD

When the word ends in a consonant, simple add "ABLE"

COMFORT + 'able' COMFORTABLE <ul style="list-style-type: none"> COM-FORT-A-BLE 	AFFORD + 'able' AFFORDABLE <ul style="list-style-type: none"> AF-FORD-A-BLE
SUSTAIN + 'able' SUSTAINABLE <ul style="list-style-type: none"> SUS-TAIN-A-BLE 	RESPECT + 'able' RESPECTABLE <ul style="list-style-type: none"> RE-SPECT-A-BLE
FASHION + 'able' FASHIONABLE <ul style="list-style-type: none"> FASH-ION-A-BLE 	COLLECT + 'able' COLLECTABLE <ul style="list-style-type: none"> COL-LECT-A-BLE
EXPLAIN + 'able' EXPLAINABLE <ul style="list-style-type: none"> EX-PLAIN-A-BLE 	REMARK + 'able' REMARKABLE <ul style="list-style-type: none"> RE-MARK-A-BLE

We **USUALLY** drop the 'silent e' when adding "ABLE", but not **ALWAYS**

DESIRE + 'able' DESIRABLE <ul style="list-style-type: none"> DE-SIR-A-BLE 	SIZE + 'able' SIZEABLE <ul style="list-style-type: none"> SIZE-A-BLE
BELIEVE + 'able' BELIEVABLE <ul style="list-style-type: none"> BE-LIEV-A-BLE 	LIVE + 'able' LIVEABLE <ul style="list-style-type: none"> LIVE-A-BLE
ADMIRE + 'able' ADMIRABLE <ul style="list-style-type: none"> ADMIR-A-BLE 	SALE + 'able' SALEABLE <ul style="list-style-type: none"> SALE-A-BLE



Fantastic Phonics

www.teachtheworldtoread.com

Book 36 Worksheets

A Piglet in my Pocket - double syllable words

Sound each syllable separately	Then blend, stressing the vowel.	Then say as a blended whole word
tic ket	tic-ket	ticket
pig let	pig-let	piglet
poc ket	poc-ket	pocket
jac ket	jac-ket	jacket
pac ket	pac-ket	packet
roc ket	roc-ket	rocket
pl ease	pl-ease	please

Sight words

where	want	come	comes
one	were	was	said



Fantastic Phonics

www.teachtheworldtoread.com

Missing Letters

Parent says the words (**ticket, pocket, piglet, packet, jacket, please**) and sounds each one out and asks the child to fill in the missing letter.

t _ ck _ t

p _ ck _ t

p _ gl _ t

p _ ck _ t

j _ ck _ t

pl _ _ se

Ask your child to re-arrange the letters to form a word – help them by “saying and sounding” each word (**ticket, pocket, piglet, packet, jacket, please,**)

kettcki

ockpet

giptel

tekcap

tajcke

eaplse

Read the sentence, and ask your child to write the words in correct order below (**And the packet back in my jacket.**)

back the in my jacket. And packet



Fantastic Phonics

www.teachtheworldtoread.com

Create a sentence

Ask your child to write a freeform sentence using the words below.

- It can be long or short, and does not have to use all the words.
- It does not have to be a sentence from the story.
- It can use the same word twice

I, man, my, was, piglet, pocket, jacket, packet, ticket,
gave, need, out, said, please
got, is, to, had, on, the, a, and

Sentence 1

Sentence 2

Learning Past, Present and Future Tense

Ask your child to put the correct word in place.

give, giving, gave

I _____ him the ticket.

I will _____ him the ticket.

I am _____ him the ticket.



Fantastic Phonics

www.teachtheworldtoread.com

HOMOPHONES

SAY the word, then ask your child to read the small text and find the word, then write in the word.

(**there, their - waste, waist - throne, thrown - flour, flower - allowed, aloud**)

We went to their house	t__ir	The house is over there	t__re
We ate all the food, there was no waste	w_s_e	We ate so much, my waist got bigger	w_i_t
A king sits on a throne	th__e	None of the food was thrown out	t_r__n
Add water and flour to make a cake	f_o_r	The rose bush had a red flower	f__w_r
I was allowed to play with the dog	all___d	Mum read the letter aloud	al__d



Fantastic Phonics

www.teachtheworldtoread.com

Simple Double syllable words

Help your child by putting these in sentences.

cric ket	cricket	pig let	piglet
wic ket	wicket	bas ket	basket
tic ket	ticket	pel let	pellet
mar ket	market	bul let	bullet
buc ket	bucket	cut let	cutlet
blan ket	blanket	arm let	armlet

Adding 'ness' and "ly" to an adjective

Help your child by putting these in sentences.

adjective	noun people, places, or things	Adverb modifies another word
weak	weakness	weakly
light	lightness	lightly
heavy	heaviness	heavily
short	shortness	shortly
tight	tightness	tightly
sharp	sharpness	sharply
stiff	stiffness	stiffly



Fantastic Phonics

www.teachtheworldtoread.com

Adding 'able' to make an adjective

Help your child by putting these in sentences.

com fort	com fort able	comfortable
sus tain	sus tain able	sustainable
fash ion	fash ion able	fashionable
ex plain	ex plain able	explainable
af ford	af ford able	affordable
res pect	res pect able	respectable
col lect	col lect able	collectable
re mark	re mark able	remarkable
de sire	de sire able	desirable
be lieve	be liev able	believable
ad mire	ad mir able	admirable
size	size able	sizeable
live	live able	liveable
sale	sale able	saleable



Fantastic Phonics

www.teachtheworldtoread.com

“ou” words and the different sounds

This is a challenge. The words are in columns according to their sounds.

It is best if you ask your child to read the words vertically so they can remember the words and the sounds.

‘ou’ as in “our”	“ou” as in “four”	“ou” as in “you”		“ou” as on ‘soul’	‘au’ as in ‘or’
our	four	you	ood	soul	odour
out	pour	soup	could	mould	arbour
bout	tour	group	would	mouldy	armour
foul	your	route	should	boulder	colour
hour	court	wound		poultry	favour
loud	gourd	youth	ool	poultice	honour
lout	mourn	coupon	ghoul	shoulder	humour
noun	course	mousse	cagoule	smoulder	rigour
ouch	detour	toucan	goulash		rumour
pout	fourth	crouton	roulade		savour
sour	source	roulade	boulevard		valour
about	velour	routine			vapour
aloud	contour	through			candour
bough	courses	souvenir			clamour
bound	gourmet	playgroup			courage
cloud	mourner	throughout			courier
couch					flavour
couch					flavour
count					glamour
doubt					harbour
douse					nourish
flour					parlour
flout					saviour
found					savoury



Fantastic Phonics

www.teachtheworldtoread.com

Read it to your child first, then help them work their way through.

The Monster Mash

Every summer, we spent our
days by the sea,

We fished, and rode our bikes,
and our days were free.

But one time I remember,
because we'd just climbed a
tree,

My brother said "Come on, let's
explore the old cemetery."



We rode by the shops, then past the park, then stopped our search,
Because the creepy old graveyard was beside the church.

All of a sudden, I heard the wind howl and wail,

Within a minute it was pelting down rain and belting with hail.

"We'll cut through the graveyard," my brother yelled in my ear,

"It's the fastest way home, stay close and don't disappear."

We rode through the gravestones, and we were halfway home,

When the wind suddenly stopped, and I heard the first moan.



Fantastic Phonics

www.teachtheworldtoread.com

“Oooohhhh” came the voice, from under the ground,
I pedalled harder, and faster, and didn’t turn around.

“Oooohherrrgg” was the next sound, and I was haunted with fear,
Then I saw a Zombie, then a Ghost, and a Vampire flew near.

There was a Witch and a Wizard and they were both colored green,
I saw a Nine Headed Snake, and I let out a long scream.

Then Beezlebub flew by with a Gremlin in a sack,
And a Mummy stumbled past, her eyes were midnight black.

“Wwwooohheergg” came a new sound, a tingle went up my spine,
I slowly turned around, and I saw him – the dreaded Frankenstein.
It was a nightmare, so I pinched myself to make sure I was awake,
Then the Invisible Man started dancing with the Nine Headed Snake.

It was all too much – I sat on the ground, and started to cry,
And the Mummy came over, and asked “What’s up, little guy,”
“Do you want to join in – we are having a Monster Story Night,”
“We laugh about the old days when we gave people a fright.”

“But no-one is frightened, or scared, or afraid anymore, “

“Our time has come and gone, like the old dinosaur.”

“There’s no room for us, no place for our frights,”

“So we all decided to stop scaring and just party at nights.”



Fantastic Phonics

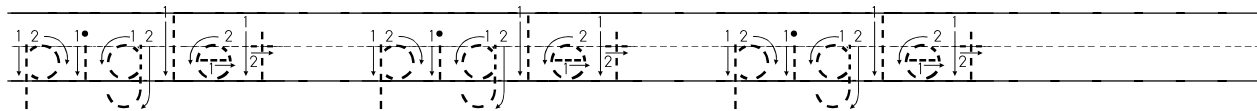
www.teachtheworldtoread.com

So they all sat and laughed about the people they'd scared,
And Frankenstein tried to fright me by removing his head.
The Witch cackled aloud and promised me a ride,
But the broomstick broke – and she crashed on her backside.

We had so much fun, until sunrise turned the sky red,
And in an instant they were all gone, and I woke up in my bed.
The graveyard is still there, and if I walk past at night,
I listen real hard, and hear the screams of delight.

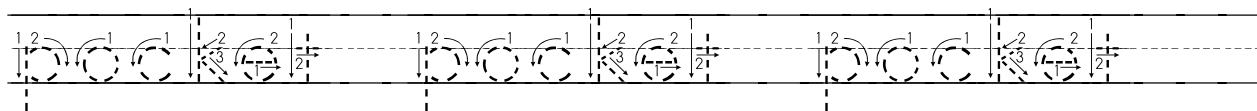


piglet piglet piglet



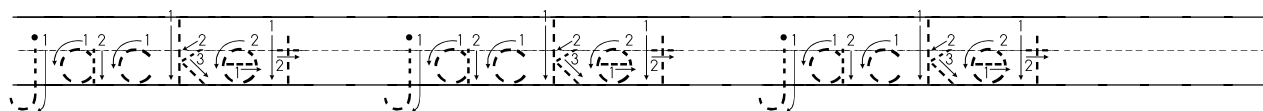
piglet piglet piglet

pocket pocket pocket



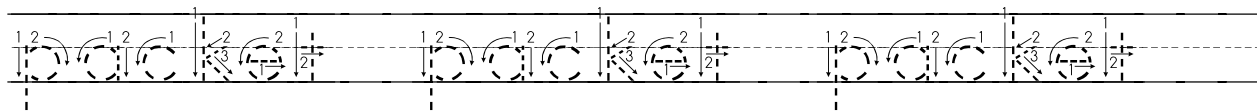
pocket pocket pocket

jacket jacket jacket



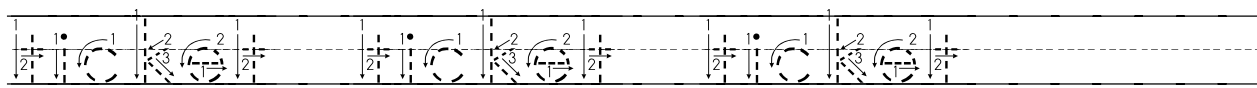
jacket jacket jacket

packet packet packet



packet packet packet

ticket ticket ticket



ticket ticket ticket

I had a piglet in my pocket.

I had a piglet in my pocket.

I had a piglet in my pocket.

The pocket was in my jacket.

The pocket was in my jacket.

The pocket was in my jacket.

"Ticket, please", said the

"Ticket, please", said the

"Ticket, please", said the

man. But I gave him the

man. But I gave him the

man. But I gave him the

piglet and not the ticket.

piglet and not the ticket.

piglet and not the ticket.

piglet and not the ticket.

I had a packet in my jacket.
I put my ticket back in my
pocket, and the packet back
in my jacket.

I had a packet in my jacket.

I put my ticket back in my

pocket, and the packet back

in my jacket.

I had a packet in my jacket.

I put my ticket back in my

pocket, and the packet back

in my jacket.



Fantastic Phonics

Puzzles

Copyright 2014 www.FantasticPhonics.com

Book 36 Puzzle – Style 1

P I C K E T W F O T
B L O C K E T D E W
P D J R P A C K E T
B O A I I S C N N V
R C C C E O P S T X
I K K K S B L L Q R
C E E E E J E O P R
K T T T H T A C I O
T I C K E T S K C C
P I G L E T E C K K

Words used

BRICK
CRICKET
DOCKET
JACKET
LOCK
LOCKET
PACKET
PICK
PICKET
PIGLET
PLEASE
POCKET
ROCK
SOCKET
TICKET

Book 36 Puzzle – style 2

P B P B R I C K T P
I L D O C K E T I I
C O J A C K E T C G
K C R I C K E T K L
E K P I E S E H E E
T E A S O B J T T T
W T C C P L E A S E
F D K N S L O C K C
O E E N T Q P I C K
T W T V X R R O C K

Words used

BRICK
CRICKET
DOCKET
JACKET
LOCK
LOCKET
PACKET
PICK
PICKET
PIGLET
PLEASE
POCKET
ROCK
SOCKET
TICKET

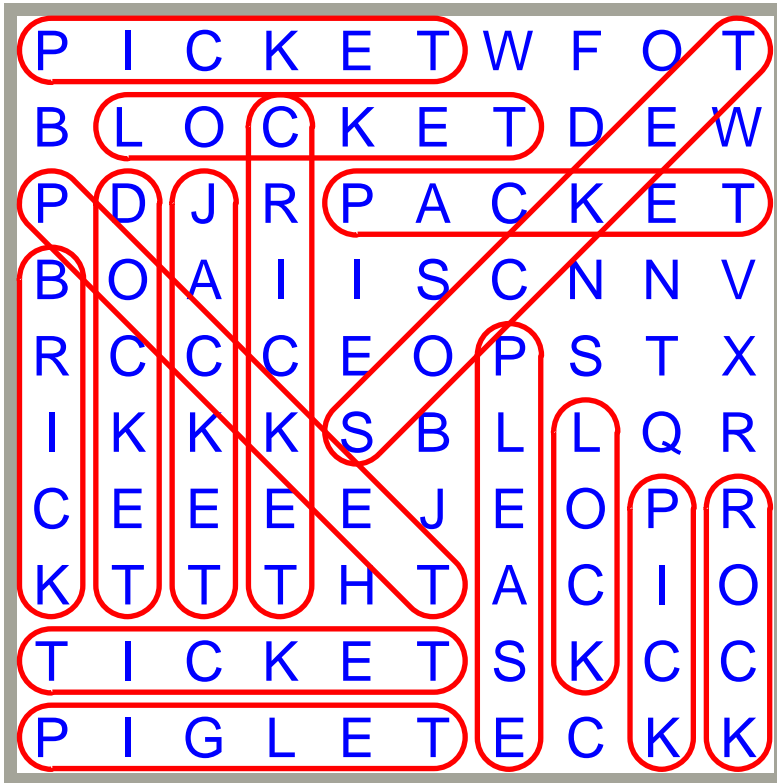


Fantastic Phonics

Puzzles

Copyright 2014 www.FantasticPhonics.com

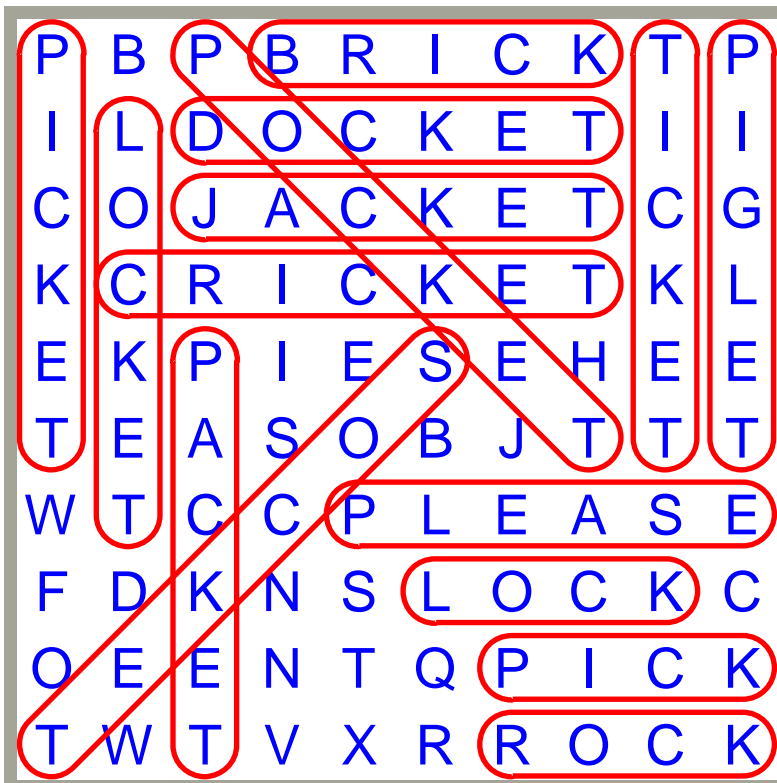
Book 36 Puzzle – Style 1 Solution



Words used

BRICK
CRICKET
DOCKET
JACKET
LOCK
LOCKET
PACKET
PICK
PICKET
PIGLET
PLEASE
POCKET
ROCK
SOCKET
TICKET

Book 36 Puzzle – Style 2 Solution



Words used

BRICK
CRICKET
DOCKET
JACKET
LOCK
LOCKET
PACKET
PICK
PICKET
PIGLET
PLEASE
POCKET
ROCK
SOCKET
TICKET